



SUMMARY

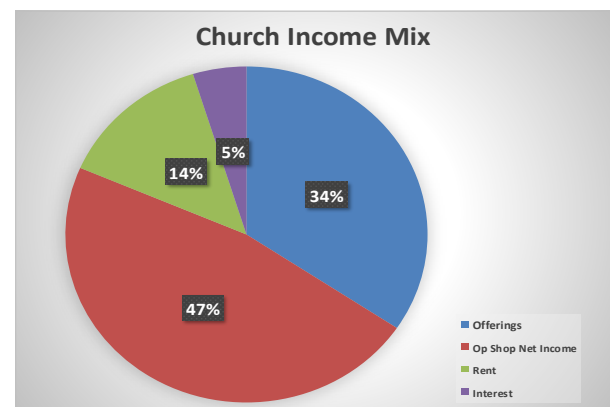
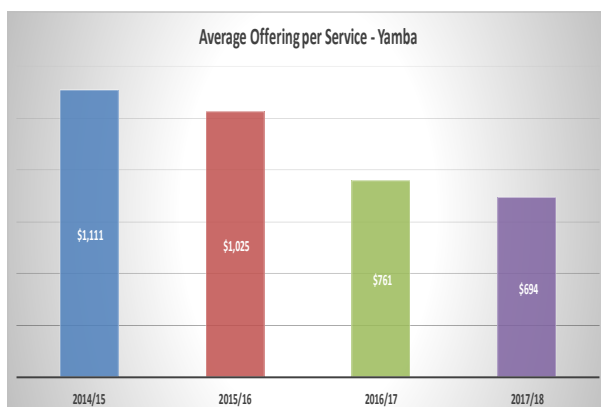
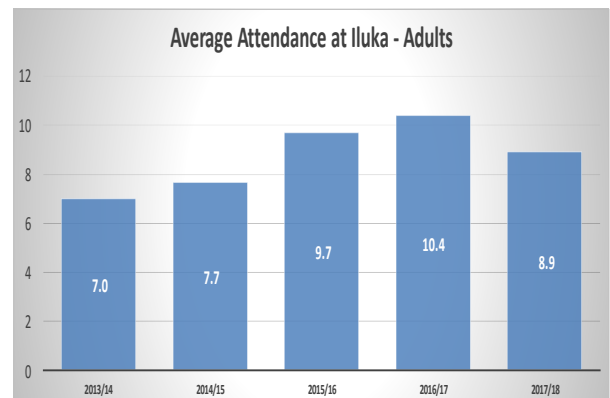
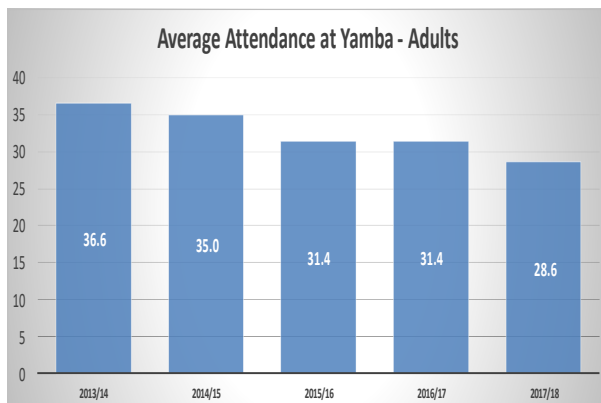
Surplus for 12 months ended 30 June of \$19,800 compared with a budgeted surplus of \$2,100.

The larger than expected surplus is due to lower than budgeted Stipend & Allowance costs, a saving of \$23,500. The current supply minister's arrangement is set at 9 units per week compared with 11 units assumed in the budget.

Factors that have partially offset the gain from savings in Stipend and Allowance costs are:

- Unbudgeted purchase of a sound mixer and replacement microphones (classified as a Sunday Worship expense) - \$1,800.
- An unbudgeted \$3,000 contribution to the funding of Presbytery's Mission Development Minister. The payment is a component of payments to Uniting Church in Australia (see page 2 below).
- Unbudgeted giving of \$2,300 to the Uniting World's appeal for relief work in Papua New Guinea (earthquake event) and in Tonga (cyclone).

KEY INDICATOR GRAPHS





STATEMENT OF INCOME & EXPENDITURE

| | Act - 12 mths to 30 Jun 2018 | Bud - 12 mths to 30 Jun 2018 | Act - 12 mths to 30 Jun 2017 |
|--|---------------------------------|---------------------------------|---------------------------------|
| INCOME | | | |
| Offerings | | | |
| Yamba | 36,067 | 39,000 | 39,549 |
| Iluka | 6,520 | 6,600 | 5,354 |
| Op Shop - Net Income | 58,299 | 57,468 | 65,470 |
| Yamba church / hall rental | 17,007 | 16,433 | 16,609 |
| Other income | 11,386 | 9,246 | 10,027 |
| Total Income | 129,278 | 128,747 | 137,010 |
| EXPENDITURE | | | |
| Ministry & Mission | | | |
| <i>Clergy</i> | | | |
| Stipend & allowances | 55,393 | 78,932 | 39,319 |
| Advertising | 416 | - | - |
| Casual preaching fees | 387 | - | 853 |
| Manse | 3,525 | 3,120 | 5,825 |
| | 59,721 | 82,052 | 45,998 |
| <i>Congregation's ministries</i> | | | |
| Bibles, training & development | 295 | 500 | 24 |
| Community Care Project | - | 500 | - |
| Kid's Hope | - | 500 | 490 |
| Market Ministry | 14 | 100 | - |
| Men's Breakfast | - | 100 | - |
| Messy Church | 1,496 | 1,750 | 1,627 |
| Monday Morning Exercise Group | 4,041 | - | - |
| Reading for Life | - | 1,500 | 72 |
| Sunday Worship | 4,233 | 3,300 | 473 |
| Travel expenses re ministry activities | - | 200 | - |
| Other | 99 | 450 | - |
| | 10,177 | 8,900 | 2,686 |
| <i>Allocation of income to missions (see Note 1 on following page)</i> | | | |
| Emergency Appeals | 3,000 | 1,320 | 1,420 |
| Local Community | 1,058 | 1,320 | 1,420 |
| Australian Missions | 5,280 | 5,280 | 8,150 |
| Overseas Missions | 5,280 | 5,280 | 5,680 |
| | 14,618 | 13,200 | 16,670 |
| Ministry & Mission - total | 84,516 | 104,152 | 65,354 |
| Uniting Church in Australia | | | |
| NSW Synod | 2,640 | 2,640 | 2,840 |
| Far North Coast Presbytery | 1,320 | 1,368 | 1,540 |
| Presbytery - Ministry Development Minister | 5,000 | 2,000 | - |
| Funding - total | 8,960 | 6,008 | 4,380 |
| Church Property costs | | | |
| Yamba (see Note 2 on following page) | 12,564 | 12,290 | 13,475 |
| Iluka | 300 | 600 | 450 |
| Property costs - total | 12,864 | 12,890 | 13,925 |
| Administration & sundry items | 3,108 | 3,640 | 7,673 |
| Total expenditure | 109,449 | 126,690 | 91,333 |
| SURPLUS / (DEFICIT) | \$19,830 | \$2,057 | \$45,677 |



Schedule supporting the Statement of Income & Expenditure

| | Act - 12 mths to 30 Jun 2018 | Bud - 12 mths to 30 Jun 2018 | Act - 12 mths to 30 Jun 2017 |
|---|---------------------------------|---------------------------------|---------------------------------|
| Note 1 - Allocation of income to missions | | | |
| Emergency Appeals | 3,000 | 1,320 | 1,420 |
| Local Community | | | |
| Scripture teaching in Lower Clarence Valley Schools | 1,058 | 1,320 | 1,420 |
| Australian Missions | | | |
| Frontier Services | 2,640 | 2,640 | 2,840 |
| Crossroads Prison Ministry | 2,640 | 2,640 | 2,840 |
| Other | - | - | 2,470 |
| | 5,280 | 5,280 | 8,150 |
| Overseas Missions | | | |
| Uniting World - Timor Leste Health Clinic | 2,640 | 2,640 | 2,840 |
| Mwandi Orphans & Vulnerable Children Project | 1,320 | 1,320 | 1,420 |
| Andrew Ford - Hope Ministries | 1,320 | 1,320 | 1,420 |
| | 5,280 | 5,280 | 5,680 |
| Total - Allocation of income to missions | 14,618 | 13,200 | 16,670 |
| Note 2 - Church Property | | | |
| Church & Community Centre | | | |
| Cleaning | 2,996 | 3,280 | 3,131 |
| Gardens & lawns | 1,653 | 1,600 | 1,114 |
| Fire protection | 1,296 | 750 | 904 |
| Pest inspection & treatment | 518 | 300 | 282 |
| Repairs & replacements - buildings & equipment | 832 | 1,200 | 3,187 |
| Insurance | 3,086 | 3,200 | 3,011 |
| Electricity | 1,620 | 1,400 | 1,338 |
| Water | 563 | 560 | 509 |
| Total - Yamba Property | 12,564 | 12,290 | 13,475 |
| Iluka | | | |
| Rent - St Peters Anglican Church Iluka | 300 | 600 | 450 |
| Total - property | 12,864 | 12,890 | 13,925 |



Gifts for specific externally administered ministries

Gifts given for externally administered ministries are excluded from the Income & Expenditure Statement. A breakdown of the gifts received and their disbursement is shown below.

| | Act - 12 mths to 30 Jun 2018 | Act - 12 mths to 30 Jun 2017 |
|--|---------------------------------|---------------------------------|
| Gifts received for specific ministries | | |
| UCA Ministries | | |
| Frontier Services Outdoor BBQ | 1,026 | - |
| Gift for mission from the Monday morning exercise group | 297 | - |
| Lent Event | 235 | 433 |
| Uniting World - People beating Poverty project | 20 | - |
| Uniting World 'Everything in Common' store | 455 | - |
| Sub-total | 2,033 | 433 |
| Non-UCA Ministries | | |
| Christmas Bowl | 210 | 1,241 |
| Operation Christmas Child | 263 | - |
| Mission Aviation Fellowship | 300 | - |
| Other gifts for mission | - | 570 |
| Goldie the Pig - Yamba (for Operation Christmas Child) | 422 | 364 |
| Elvis the Pig - Iluka (for Operation Christmas Child) | 98 | 178 |
| Sub-total | 1,293 | 2,353 |
| Total | 3,325 | 2,786 |
| Payments | | |
| UCA Ministries | | |
| Frontier Services Outdoor BBQ | 1,026 | - |
| Frontier Serv Farms Links Program (gift by Exercise Group) | 297 | - |
| Uniting World - People beating Poverty project | 20 | - |
| Uniting World 'Everything in Common' store | 455 | - |
| Sub-total | 1,798 | - |
| Non-UCA Ministries | | |
| Christmas Bowl | 210 | 1,241 |
| Operation Christmas Child | 783 | 542 |
| Mission Aviation Fellowship | 300 | - |
| Lent Event | 235 | 433 |
| Other gifts for mission | - | - |
| Sub-total | 1,528 | 2,216 |
| Total | 3,325 | 2,216 |
| Gifts still to be remitted | \$0 | \$570 |



STATEMENT OF FINANCIAL POSITION AT 30 JUNE

| | 30-Jun-18 | 30-Jun-17 |
|--|--------------------------|--------------------------|
| Cash on hand | | |
| Op Shop - Till Float | 70 | 70 |
| Op Shop - Supplementary Float | 80 | 80 |
| | <u>150</u> | <u>150</u> |
| Cash at Bank | | |
| General Account | 800 | 1,905 |
| At Call Investment Account | 21,530 | 72,117 |
| Iluka Building Fund Account | 7,529 | 7,335 |
| Interest Bearing deposits | 277,021 | 201,177 |
| | <u>306,881</u> | <u>282,533</u> |
| Total - cash | <u>307,031</u> | <u>282,683</u> |
| Accounts receivable | | |
| Debtors | - | 483 |
| Prepaid Presbytery fee | 1,200 | - |
| Australian Tax Office - GST | 661 | 692 |
| | <u>1,861</u> | <u>1,175</u> |
| Total assets | <u>308,892</u> | <u>283,859</u> |
| Current liabilities | | |
| ANZ Corporate Card Liability | 102 | 279 |
| Sundry Liabilities | 2,442 | 759 |
| PAYG Withholding Tax | 3,376 | - |
| Unremitted Gifts | 323 | 461 |
| Uniting - Grant for Monday Exercise Group | 959 | - |
| UC Tours - Grant for Welfare Resources | 1,000 | - |
| Reading for Life Program - Uniting Mission & Education | - | 1,500 |
| | <u>8,202</u> | <u>2,998</u> |
| Non-Current Liabilities | | |
| Provision for Building Refurbishment | 50,000 | 50,000 |
| Provision for Call of Ministry Agent | 5,000 | 5,000 |
| | <u>55,000</u> | <u>55,000</u> |
| Total Liabilities | <u>63,202</u> | <u>57,998</u> |
| Net Assets | <u>\$ 245,690</u> | <u>\$ 225,860</u> |



Accounting Policies

All income and expenditure is accounted for on an accrual rather than a cash basis and classified under headings that aggregate all income and expenditure related to the category.

The purchase of property, equipment and other items expected to be functional beyond a 12 month period is included in the Statement of Income and Expenditure for the year as opposed to being reported in the Statement of Financial Position as an asset and depreciated over time.

Additionally, all property, equipment and cash reported in the Yamba-Iluka Uniting Church's financial statements belong to The Uniting Church in Australia Property Trust (NSW). The Congregation has the right and responsibility for control and use of these items which includes being able to determine how they are to be used and ensuring that they are properly managed, maintained and insured.

The Yamba-Iluka Uniting Congregation has a Sales Proceeds Account with a balance of \$278,217 (June 2017: \$274,078). The account is excluded from the Statement of Financial Position as the funds are subject to Presbytery and Synod control and use is limited to programs set out in the Uniting Church Property Manual. Synod is entitled to apply these funds to activities outside the control of the Yamba-Iluka Congregation.

Taxation

Income Tax

The Congregation fulfils the criteria to be an income tax exempt body and accordingly does not pay income tax.

Goods and Services Tax

Revenue and expenditure are recognised net of the amount of Goods and Services Tax. The net amount of Goods and Services Tax recoverable from the Australian Taxation Office is included as a component of Accounts Receivables appearing in the Statement of Financial Position.